



The Brookwood

With a truly unique layout and modern styling, the Brookwood has everything you need for a fun-filled family getaway.




The Brookwood home embraces the trend for bold, dark woods, which when matched with lighter tones of dove grey, sage green and fresh white creates a real sense of calm.

The large open-plan lounge, generous fixed dinette, stylish breakfast bar and functional kitchen provide a central hub for everyone to come together. The space is designed to fit seamlessly around your lifestyle, and offers the perfect setting to play, cook, relax and enjoy.



Best for
social living





Scan the QR code
to view the Brookwood 360

What's included

Everything below is included in the Brookwood as standard.

Built to our



See page 8

Exterior / structure

- Aluminium cladding – standard colour Barley White
- Energy efficient white PVCu double glazed windows and doors

Interior features

- Gas powered water heater

Lounge

- L-shaped wraparound seating with fold-out sofa bed
- Scatter cushions
- Coffee table
- Media unit with TV point
- Mirror

Dining area

- Fixed dinette seating with stools
- Feature pendant lighting

Kitchen

- Breakfast bar with feature pendant lighting and two bar stools (excludes 28ft and 32ft models)
- Integrated microwave
- Freestanding fridge-freezer
- Gas oven/grill with hob and glass splashback
- Extractor fan

Main bedroom

- King-size bed with feature headboard and lift-up storage system (double bed in 36 x 12 three bed model)
- Wardrobe
- Bedside cabinets
- Dressing area with mirror and stool
- Ensuite WC (excluding 28ft model, 36ft model has a separate WC)

Twin bedroom(s)

- Single beds with headboards
- Bedside cabinet
- Wardrobe

Family shower room

- Shower enclosure with thermostatically controlled shower
- Dual flush WC
- Wash basin
- Feature wallboard

Make it your own


Below is a list of all the extras available to truly personalise your home. We recommend ticking the ones you want so your park or distributor include these options when providing you with a quote.

- | | | |
|--|--|---|
| <input type="checkbox"/> Environmental Green aluminium cladding with graphite windows (see page 98) | <input type="checkbox"/> Central heating system featuring high-efficiency combi boiler | <input type="checkbox"/> Coordinated bedding pack |
| <input type="checkbox"/> Premium aluminium cladding (see page 98) | <input type="checkbox"/> Hive thermostat | <input type="checkbox"/> TV points to all bedrooms |
| <input type="checkbox"/> Graphite PVCu windows and doors | <input type="checkbox"/> Footstool to lounge | <input type="checkbox"/> European specification |
| <input type="checkbox"/> Single sliding patio door to lounge (excludes 28ft and 32ft models) | <input type="checkbox"/> Integrated fridge-freezer to replace freestanding | <input type="checkbox"/> Trace heating |
| <input type="checkbox"/> Fully galvanised chassis | <input type="checkbox"/> Integrated slimline dishwasher | <input type="checkbox"/> Eco pack |
| <input type="checkbox"/> Lighting pack (includes kitchen under cabinet lights, plinth lights and lighting to media unit) | <input type="checkbox"/> Freestanding dining table and chairs to replace fixed dinette | <input type="checkbox"/> Internet ready pack |
| | <input type="checkbox"/> Double bed to replace twin beds (second bedroom only) | <input type="checkbox"/> Willerby All-E specification (See page 10) |
| | <input type="checkbox"/> Simply Better Sleep mattress upgrade pack | |


Floor Plans




28 x 12 • 2 bedroom • sleeps 6



32 x 12 • 2 bedroom • sleeps 6



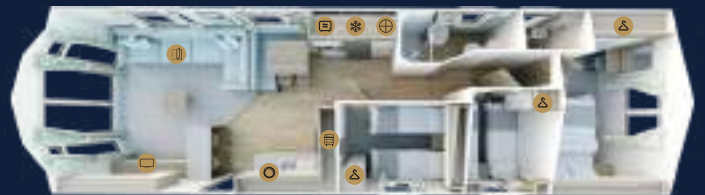
35 x 12 • 2 bedroom • sleeps 6



36 x 12 • 3 bedroom • sleeps 8



38 x 12 • 2 bedroom • sleeps 6



40 x 12 • 3 bedroom • sleeps 8

Key



Boiler



Microwave



Fold-out bed



Fridge-freezer



Wardrobe



Slimline
dishwasher
space



TV space



Oven

Model designations shown for the above product(s) are not definitive dimensions. For actual dimensions please refer to the table on page 99. Photography shows the 38 x 12 two bedroom model with optional central heating, single sliding patio door, lighting pack, and bedding pack. Product photography is intended for illustrative purposes only. Your holiday home may vary from product photography based on your chosen specification, options selected, and availability of materials. Some of the items photographed (such as TV, DVD player, kettle, ornaments, etc.) are accessories used for illustrative purposes only and are not included. Specifications and options are accurate as of 1st August 2025. All specifications and options are subject to change and are superseded by any subsequent publication. Additional product images can be viewed at willerby.com/brookwood